

THANK YOU FOR YOUR SUPPORT



Transparenz: Die Mitgliedsunternehmen der „Freiwilligen Selbstkontrolle für die Arzneimittelindustrie e.V.“ (FSA) haben zur Schaffung von mehr Transparenz den FSA-Kodex enger gefasst. Zukünftig sind Kongressveranstalter verpflichtet, potenzielle Teilnehmer von Kongressen bereits im Vorfeld der Veranstaltung über Umfang und Bedingungen der Unterstützung der Arzneimittelindustrie zu informieren. Dieser Verpflichtung kommen wir nach und informieren Sie über die Höhe des Sponsorings der beteiligten Arzneimittelfirmen für Standaufstellung und Auslage Werbematerialien etc.: Abbott Medical GmbH 1.000,- €; Alio, Inc. – Material; Argon Medical Devices GmbH 2.500,- €; Becton Dickinson GmbH 4.500,- €; heartcor GmbH 2.100,- €; Laminate Medical Technologies Ltd. 2.000,- €; Medtronic GmbH 4.000,- €; Merit Medical GmbH 1.500,- €; Merit Medical GmbH 1.500,- €; Venova Medical, Inc. – Material; VentureMed Group, Inc. 1.000,- €; W. L.

Speakers

John Aruny
Vascular and Interventional Radiologist,
The Dialysis Access Institute – The Regional
Medical Center and MUSC Health
Orangeburg, USA

Jeremy Crane
Transplant and Vascular Surgeon
Imperial College Healthcare
London, UK

Frida Fondelius
Vascular Access Coordinator
Department of Nephrology
Skåne University Hospital
Malmö, Sweden

Maurizio Gallieni
Professor of Nephrology
Department of Biomedical and Clinical Sciences
University of Milano, Italy

James Gilbert
Consultant General, Transplant & Vascular Access
Surgeon, Co-Founder and CMO Oxford Silk Phage
Oxford, UK

Yinhui-Lim Hartono
Vascular Access Center
Asklepios Klinik Barmbek Hamburg, Germany

Dirk Hentschel
Head of Interventional Nephrology, Brigham
and Women's Hospital, Harvard Medical School
Boston, USA

Stephen Hohmann
Program Director for Vascular Surgery
Fellowship at Baylor Scott & White
Dallas, USA

Nick Inston
Clinical Lead for Renal Surgery and Transplantation,
Queen Elizabeth Hospital, University Hospitals
Birmingham, UK

Panagiotis Kitrou
Assistant Professor in Interventional
Radiology, Department of Diagnostic and
Interventional Radiology
Patras University Hospital, Greece

Pascal Kopperschmidt
Physicist and dialysis patient
Hamburg, Germany

Gunnar Loley
Kidney Disease and Hypertension Center
Dialyse am Evangelischen Stift
Koblenz, Germany

Alexander Meyer
Chief of Department of Surgery,
Johanniter-Krankenhaus Rheinhausen GmbH
Duisburg, Germany

Torsten Meyer
Internal Medicine
Städtisches Klinikum Braunschweig gGmbH
Braunschweig, Germany

Kathleen Rickert
Expert Dialysis Access Nurse
Asklepios Klinik Barmbek, Hamburg

Gürkan Sengölge
Professor of Department of Medicine III
Division of Nephrology and Dialysis
Medical University of Vienna, Austria

Robert Shahverdyan
Head of Vascular Access Center
Asklepios Klinik Barmbek
Hamburg, Germany

Rajesh Sivaprakasam
Consultant in Transplant, Access and General
Surgery, Lead for Robotic renal failure Surgery,
Research and Education, Chair for Bartshealth
Robotic research program
Queen Mary University of London, UK

Maarten Snoejis
Department of Vascular Surgery
Maastricht UMC+, The Netherlands

Matteo Tozzi
Associate Professor of Vascular Surgery at
University of Insubria Head of Vascular Surgery Unit
Varese, Italy

Koen van der Bogt
Vascular and Transplant Surgeon at Haaglanden
MC & LUMC, The Netherlands

Monnie Wasse
Chief of Division of Nephrology, Department
of Internal Medicine, Director of Interventional
Nephrology, Rush University Medical Center
Chicago, Illinois, USA

Liability: Neither the organizer nor the Ärzteakademie are liable for any loss, accidents, or damage of any sort to persons or property. Participants and companions are participating in the conference and all associated events at their own risk.

Registration

Registration is required.
E-mail: aerzteakademie@asklepios.com

5TH HAMBURG MASTERCLASS IN DIALYSIS ACCESS SEPT. 8TH 2023

- Registration only for the master class: € 200.00
(including meals, max. 40 person)

5TH HAMBURG DIALYSIS ACCESS SYMPOSIUM SEPT. 9TH 2023

- Registration only for the symposium: € 100.00
(including meals)
- Physicians: € 100.00
*for Members of affiliated Society: € 50.00
- Nurses: € 50.00
*for Members of affiliated Society: € 25.00
- Dialysis patients: free

*VAS, IAD, VASBI, VASA, ASDIN

An invoice (if over € 150.00) or bank transfer information (if under € 150.00) for the payment of registration fee will be sent upon registration prior to the event. Cancellation is free until June 31st 2023. After this time, a cancellation fee of € 80.00 will be charged.

Further information

Please also
feel free to
register on
our website:



www.aerzteakademie-hamburg.de

Recognition


This event has been submitted to the Ärztekammer
Hamburg for accreditation.

Contact


Asklepios Klinik Barmbek
Shuntzentrum
Rübenkamp 220 ♦ 22307 Hamburg
Tel.: +49 40 181882-8002
shuntzentrum.barmbek@asklepios.com
www.asklepios.com/shuntsymposium-barmbek

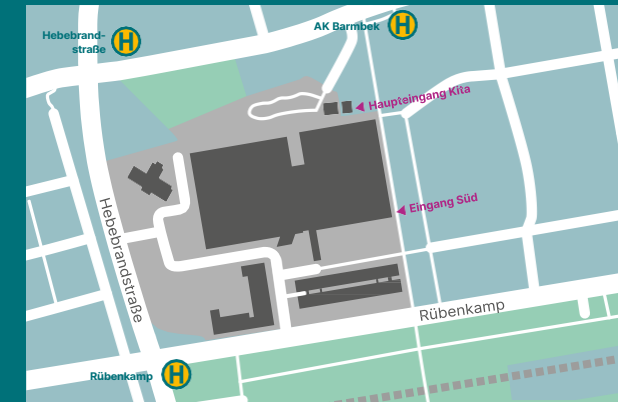


Organization and further information

 **Akademie für Ärztliche Fortbildung –
Ärzteakademie**
Melissa Goik • Tel.: +49 40 181885-2557
aerzteakademie@asklepios.com

Venue

 **Asklepios Klinik Barmbek**
Conference rooms ground floor right
from the main entrance
Rübenkamp 220 ♦ 22307 Hamburg



SEPT. 8TH + 9TH
2023

08:00 AM – 04:00 PM
08:30 AM – 06:30 PM

Akademie für Ärztliche Fortbildung –
Ärzteakademie

**5TH HAMBURG
DIALYSIS ACCESS
SYMPOSIUM AND
MASTERCLASS**

Asklepios Klinik Barmbek



Dear friends and colleagues, dear patients,

It is a pleasure and honor for me to invite all of you to our special 5th Hamburg Dialysis Access Symposium on September 8th–9th 2023 in the beautiful city of Hamburg, which is going to mark the very first and only international multidisciplinary Dialysis Access meeting in Germany. This year, we have a panel of experts who represent different societies (Vascular Access Society (VAS), Vascular Access Society of Americas (VASA), American Society of Diagnostic and Interventional Nephrology (ASDIN), Vascular Access Society of Britain and Ireland (VASBI), Dutch Vascular Access Society, etc.), who are considered the best of the best in the Dialysis access field. Innovations in Dialysis Access and management of complicated cases will be the main topics this year.

As the incidence of end-stage kidney disease increases, we as Dialysis Access Providers are even more required to provide our patients with the best possible diagnostic and therapeutic solutions on their long journey through dialysis. From planning and creation to maintenance and, if necessary, ligation of Dialysis Access, the past (and upcoming) decades have and will rapidly introduce us to various innovations for increasing the success of Dialysis Access, with the main focus on “right access at the right time for the right reasons” for our patients. This year we aim to discuss the multi-disciplinary approaches, innovations in Dialysis Access, and experience with complex cases, with the primary focus on our patients.

In addition, we anticipate again a fully booked hands-on workshop, which includes live endoAVF procedures from the operating room, as well as several hands-on training modules for beginners and experienced participants.

Do not miss your chance to attend the workshop and our symposium this year! Hope to see you all in September in Hamburg.

Yours,



Meeting Director
Robert Shahverdyan

Friday, Sept. 8th 2023, 08:00 am – 04:00 pm

5TH MASTERCLASS PROGRAM

- 08:00 am **Registration**
- 08:30 am **Theory – Anatomy of arteries and veins of upper extremities:** preoperative, intraoperative and postoperative ultrasound of vascular access (endoAVF and surgical AVF/AV-Graft); Dialysis catheter (TDC): Surfacor® Inside-Out®; HeRO® Graft
- 09:30 am **Hands-on workshop in several groups on following**
- Ultrasound-mapping
 - Ellipsys® EndoAVF Model/Simulator (Medtronic)
 - WavelinQ™ EndoAVF Model/Simulator (Becton & Dickinson (BD))
 - Implantation of tunneled dialysis catheters on a model (Medtronic/Achim Schulz Lauterbach)
 - POCUS (including aXess Graft (Xeltis))
 - Surfacor® Inside-Out® Device Model (Bluegrass Vascular)
 - Suturing an anastomosis with a graft on a model (Getinge, W.L. GORE)
 - VasQ™ Anastomotic External Support Device (Laminate Medical)
 - Banding with FRAME-FR EXTERNAL STENT on a model (Vascular Graft Solutions/Heartcor)
 - Scoring balloon: Tri-Wedge™ (Brosmed/Heartcor)
 - Supera™-Stent (Abbott)
 - Alio SmartPatch™
 - Vessel preparation with FLEX-Device (VentureMed)
 - HeRO® Graft and Wrapsody™ endoprosthesis (Merit Medical)
 - Percutaneous thrombectomy (Arqon Medical)
- 11:30 am Lunch break
- 12:00 pm **Live-ORs**
(endovascular (percutaneous) AVF creation with Ellipsys®/WavelinQ™ systems)

Simultaneously: continued
12:30–04:00 pm: Hands-on Workshop

Saturday, Sept. 9th 2023, 08:30 am – 04:30 pm

5TH HAMBURG DIALYSIS ACCESS SYMPOSIUM

- 08:00 am Arrival, registration and welcome coffee
- 08:30 am **Welcome**
R. Shahverdyan
- SESSION 1 – The beginning of Dialysis Journey: The right access at the right time for the right reasons?**
Moderators: M. Wasse, J. Aruny and N. Inston
- 8:45 am **Publishing landscape in vascular access**
M. Gallieni
- 09:00 am **Swedish Vascular Access Registry: What can others learn from us?**
F. Fondelius
- 09:15 am **Dutch Vascular Access Registry: What have we learnt so far?**
M. Snoeijis
- 09:30 am **The prevalence of hemodialysis access types in Germany**
A. Meyer
- 09:45 am **Management of peritoneal dialysis catheter complications**
S. Hohmann
- 10:00 am **Vessel mapping for all options**
Y.-L. Hartono
- 10:15 am **They shall SAVE THE VEINS!**
J. Crane
- 10:30 am **They shall SAVE THE HEART! Dialysis Access after kidney transplant: ligate or leave?**
T. Meyer
- 10:45 am Coffee break

SESSION 2 – The future of Dialysis Access – from creation through surveillance to maintenance or abandonment

Moderators: S. Hohmann, M. Gallieni and P. Kitrou

- 11:15 am **ESKD landscapes: current challenges in the kidney patient journey and quality of life related topics**
N. Inston
- 11:30 am **Long-term experience and comparison of distal radiocephalic AVFs with and without the external support device: VasQ™**
R. Shahverdyan
- 11:45 am **Long-term results of percutaneous AVFs: Are we ready to include it in the guidelines?**
M. Wasse
- 12:00 pm **The all new percutaneous AVF Device: Velocity**
D. Hentschel
- 12:15 pm **Long-Term experience with early-cannulations AVGs and HeRO™ Graft**
J. Gilbert
- 12:30 pm **The all new bioabsorbable arteriovenous graft: aXess**
M. Tozzi
- 12:45 pm **Largest long-term experience with central-venous catheter placement in occluded thoracic central-veins: Surfacor® Inside-Out®**
G. Sengölge
- 01:00 pm Lunch break

SESSION 3 – The future of Dialysis Access (continued)

Moderators: M. Snoeijis, T. Meyer and D. Hentschel

- 02:00 pm **Wearable technology for all-in-one dialysis patient monitoring: Alio™**
R. Sivaprakasam
- 02:15 pm **The implantable dialysis device: Holly™**
D. Hentschel
- 02:30 pm **Vessel preparation prior to angioplasty: FLEX™**
J. Aruny
- 02:45 pm **Trial updates: FAME, WRAP, ABISS and LTX™**
P. Kitrou
- 03:00 pm **Vascular access only when the patient needs it: dynamic AVF™**
K. van der Bogt
- 03:15 pm **Is there a place for scoring balloons and interwoven stents in AVF? 6-month single-center experience**
R. Shahverdyan

SESSION 4 – “The cannulations”

Moderators: J. Crane, A. Meyer and M. Tozzi

- 03:30 pm **Ultrasound guided Cannulations: The Koblenz Concept with its advantages for patients, nurses and workspace**
G. Loley
- 03:45 pm **Cannulations of endovascular AVFs: 5-year experience**
K. Rickert

- 04:00 pm **Cannulations made easier: 3D-printed model**
G. Sengölge

- 04:15 pm Coffee break

SESSION 5 – “My worst nightmare: cowboy up” case discussion

Moderators: R. Shahverdyan, G. Sengölge and K. van der Bogt

- 04:45 pm **Case 1 True Crimes: an unforgettable night**
P. Kopperschmidt
- 05:00 pm **Case 2**
J. Aruny
- 05:15 pm **Case 3**
M. Wasse
- 05:30 pm **Case 4**
J. Gilbert
- 05:45 pm **Case 5**
S. Hohmann
- 06:00 pm **Case 6**
P. Kitrou
- 06:15 pm **Case 7**
M. Snoeijis
- 06:30 pm Adjournal

